


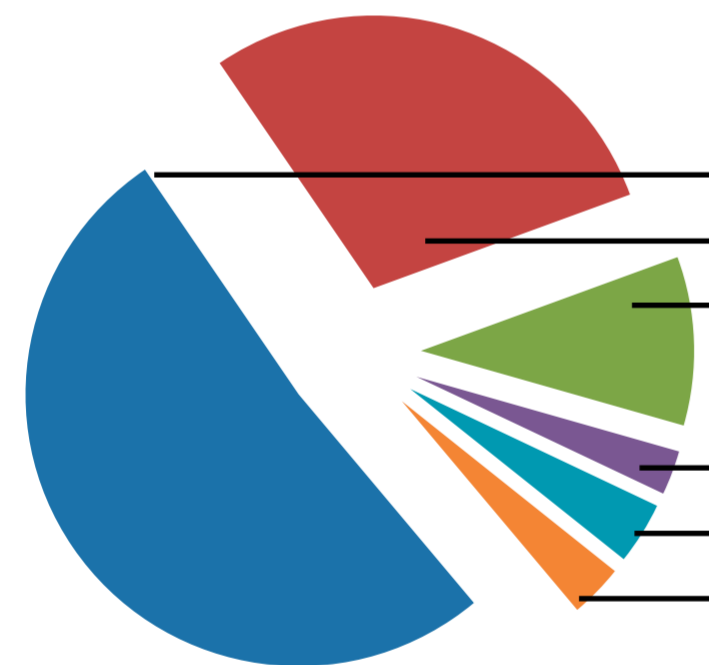
Keeping the Diocese 'Always There'

2008 Income vs Budget



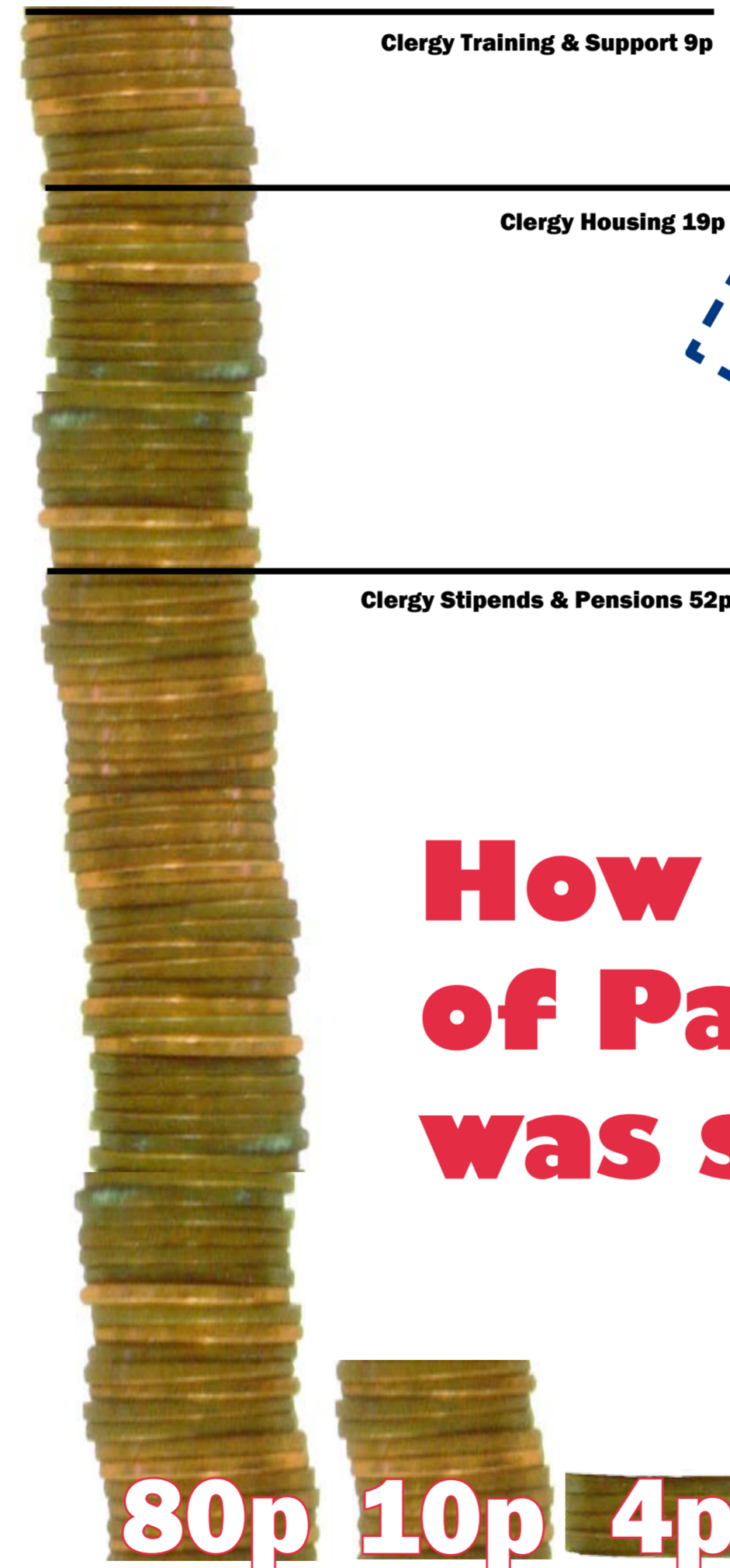
	Income	Budget
Parish Assessments	£14.6m	£14.8m
Funding from outside Diocese (less pension transfer)	£ 1.8m	£ 1.4m
Funding from Diocesan Assets	£ 2.3m	£ 2.5m
Parochial Fees	£ 0.6m	£ 0.6m
	-£ 0.3m	

2008 Expenditure vs Budget



	Expenditure	Budget
Ministry Stipends	£10.2m	£10.3m
Ministry Housing, Training & Support	£5.5m	£5.6m
Area Mission Teams (including Parish & Group Support)	£2m	£2.1m
Board of Education & Welcare	£0.5m	£0.5m
Governance, Admin, C&R	£0.8m	£0.8m
National Church Responsibilities	£0.5m	£0.5m

Did you know that over **75%** of Diocesan income comes from the Parish Share?



£46,734
The average total cost of providing and supporting an Incumbent in Southwark Diocese in 2008 (including stipend of £22,465)

How each £1 of Parish Share was spent in 2008

80p Clergy
10p Area Mission Teams, Parish and Group Support
4p Administration (including cost of generating funds)
3p Board of Education & Welcare
3p National Church responsibilities