

*For Creed  
and  
Creation*

A simple guidebook  
for running a greener church

By Gillian Straine  
&  
Nathan Oxley

*The heavens are the heavens of the Lord,  
but the earth he has entrusted to his children  
Ps 115:16*

## *Contents*

**Foreword by The Bishop of London**

**Foreword by Lay people (tbc)**

**What this book is about**

And why you should read it

**Things to do**

Church buildings

Water.

Lighting

Rubbish and what to buy

Buying good things

Other ideas

**Communication**

Let people know what you're doing.

**Resources**

(Nearly) all the information you'll ever need

# *Foreword*

**by the Bishop of London**

# *Foreword*

**by the Lay People**

(Snapshots of lay and ordained who have done this type of work eg someone who has put solar panels on roof, started recycling, used ecocongregation, using a range of ages etc so that the reader finds someone with whom they identify.)

# *What this book is about*

## **And why you should read it**

And why you should read it

This book is about creating a greener church in London. It is about why and how your church can be a lot more environmentally friendly very quickly and without spending a lot of money.

58 percent of the population of London is Christian<sup>1</sup>. Eleven percent of the Christian population of the UK live in London. As a city, and as Christians, we have a huge opportunity to respond to the challenge of climate change and environmental justice. Most churches are now finding ways to tackle this challenge.

Theologically the call to Christians to tackle this complicated problem has always been clear: we are said to be stewards of God's creation, a role which we have clearly abused in the past. Climate change, water shortages and pollution are more than just a passing news story – they're real and serious. They can have major effects on people's lives, particularly in the poorest parts of the world<sup>2</sup>, and as Christians we are called to free the oppressed, uphold the weak and respond to the effects of our actions on the developing world.

The good news is that, as a church, we can probably cut down on a lot more electricity, recycle a lot more, save a lot more water and be

<sup>1</sup> Figures are from the 2001 UK Census, [www.statistics.gov.uk](http://www.statistics.gov.uk)

<sup>2</sup> The UN University's Institute for Environment and Human Security (UNU-EHS) estimate that there will be 50 million environmental refugees by 2010. Source: The Guardian, October 12, 2005.

generally a lot more kind to the planet than we already are. Most of us are probably doing a bit on this already and want to do a bit more. But our response to the problem has to change with the times. The people most affected by environmental destruction are also the poorest and weakest people and we are in a position to change things – and it mostly isn't as difficult as we think.

And what we do as an individual church does matter. In London and Southwark, the Roman Catholic and Anglican churches have in excess of \*\*\* parishes, reaching out to hundreds of thousands of individuals week by week. By beginning to make some of the changes suggested in this book and communicating your efforts to the congregation, there will be a knock on effect in countless homes, offices and businesses across the capital.

So, why else should you use this book?

Well, it might save you rather a lot of money, which you can put to better use. A lot of people will be interested to know about what you're doing, and will probably want to join in. And, what's more, most of the things we suggest are:

- a) easy,
- b) cheap, and
- c) quick, satisfying and even fun to do.

The advice in this book is not exhaustive. It is meant to get you started and give you more ideas about what you can do. At the end you will find where to go for more information, advice and help. So get going!

# *Things to do*

## **Introduction**

There are many ways to make the church a little – or a lot – greener, too many to put into a small guide. Here is a selection of the best ones and, more importantly, how much effort is involved. Each suggestion is given three ratings : cost, people power and time. We suggest starting with the easy and quick ideas, but you can always skip to the harder ones if you're feeling confident.

## **Cost:** How much money will you need to spend?









In many cases, it is possible to make considerable savings in electricity or water with minimal expense; some actions are even free! In each section there are changes to reduce your church's consumption that require longer term investments and these will take more time before any financial savings are seen.

## **People power:** How many people are needed to make this change?

This criteria will give you guidance about whether the action requires one or two people making a change or doing something, or whether it is a change of attitude or effort by a larger group. It also indicates where it is suggested that you consider employing a professional.

## **Time:** How long will the action take?

Is it a one-off quick fix (a trip to the hardware shop, a quick phone call or an afternoon fitting draft excluders), a longer term project requiring discussion and investigation or an annual job to ensure maximum efficiency?

Cost	FREE	£	££	£££
	Absolutely no money needed	Cheap (under £20)	Middling (£20-100)	Expensive (£100+)
People power*				
	1 or 2 people	A small group (5-10)	Get a larger group or even the whole church involved	Call the professionals
Time				
	A quick action or a change to the way things are done (less than 1 week)	Needs more time (1 week – 2 months)	Long term commitment, which might need more consultation (longer than 2 months)	Do this regularly (annually) to make sure your church continues to be as efficient as possible.

\* The people power actions are rated according to the effort it might take a non professional. The actions which suggest using a professional or seeking professional advice are indicated. If in doubt, always employ someone who can do the job properly.

The actions have been divided up into five sections:

**Your Building**, which examines the use of your church, its heating and insulation;

**Lighting** which covers all fittings and the use of natural light;

How your community uses Water and suggestions to reduce consumption;

**Rubbish and how to buy good things** to guide the way that your community can reduce waste, recycle as much as possible and purchase wisely;

..and finally, **other ideas** for the other great suggestions which don't quite fit into the other categories.

Most sections begins with tips for getting to **KNOW** your church and identify possibilities for improvements.

This is followed by the **FIX** section which includes ideas of how to bring your general housekeeping and maintenance up to date. In short, start making the savings by using what you already have in a more efficient way.

This is followed by other ways to **IMPROVE** your building and practices to make even more savings. Remember though, if you are in any doubt, employ the professionals and seek advice from your church authorities before making any major changes.

## Before you start

**Here's a tip** – get hold of last month's parish bills for electricity, gas and water (make sure they're based on proper meter readings, not estimates) and note how many units were used or how much money was spent. Make a wall chart of notice displaying these figures. When you begin to make some of the changes suggested in this book you can, month by month, note your consumption: You'll be able to see what difference you're making straight away.

**Don't keep it to yourself** – announce it in church. Do something good with the money you are saving like giving it to a charity or investing it back into the church.

**A word about safety** – Most of these suggestions don't need any technical skills. But please don't attempt anything if you are at all unsure of safety. If in doubt, it's always best to be safe and employ the professionals.




















## Your building





















Whether it's a Victorian barn or a modern community centre, getting to grips with the building you're running is a good first step. Churches can be rather chilly draughty places, so sorting out your building might do more than lower those energy bills. Traditional energy saving advice is to turn down the heating but this many not apply to your church. However, it is possible to reduce fuel bills by as much as 20% by using simple, cost effective measures. So let's look at saving energy while remembering the comfort of those that work and worship there.

*An external door with 3mm gap allows in as much cold air as a hole in the wall the size of a brick!*

### **KNOW**

Have a good look around your building. Seek out any gaps in the walls, windows and doorways. Make a list of them. Note the areas which are habitually too cold or too warm. Don't forget, however, that ventilation is very important in a building so do not block or cover air bricks that were installed to ensure that the building has the required air circulation.

	Area	Action	Cost	Time	People power	
FIX	Heating	Make sure heaters are not obstructed by furniture. This will allow them to work more efficiently.	FREE			
		'Bleed' your radiators. Many churches are heated by a 'wet' system of radiators and pipework. If air gets trapped in the system then the radiators do not heat properly. Radiators may be 'bled' to remove the hot air trapped inside. Older radiators typically require a valve key to turn the bleeder valve, usually found at the top at one end of the radiator, but often a screwdriver will work.	FREE		 or 	
		Clean your radiators. Convector radiators and heaters operate by blowing or pulling air over a heated surface. Ensure they are working efficiently by cleaning the grill and filters of fluff and dust. This makes a real difference!	FREE			
		Get your boiler professionally serviced every year for maximum efficiency. Any smoke, unusual noise or change in the flame colour, size and shape may indicate inefficient combustion.	LLL			
	Draughts and insulation	Draughtproof doorways and windows. Most materials are available in your local DIY shop but do check the quality of the materials and that they conform to standard BS 7386. There are many materials you could use: brushes, foam, sealants, strips, shaped rubbers and plastics. If in doubt see advice and remember to leave adequate ventilation in kitchens and bathrooms.	LL		 or 	
			Replace cracked or broken windows. This will stop heat getting out in cold weather.	LLL		
			Insulate your roof. Up to a third of your heat can be lost through your roof so loft insulation, where possible, is vital. Likewise, significant heat escapes through the walls of a building, so cavity wall insulation may be a possibility if there is a gap between your external walls. This type of insulation is quick, clean and relatively inexpensive (and there are grants) and is installed by an accredited builder. Contact your church or the Energy Saving Trust to find a recommended fitter (see the Reference section at the back of this book).	LLL		
			Insulate hot water tanks and piping: this will reduce heat loss and save you money. Look at your water tank and for exposed heating pipes, and make certain that these are insulated.	LL		 or 

IMPROVE	Whole building	To save time and money, hold meetings in the smallest practical space and consider having multiple meetings on the same day so that a room does not have to be heated more than necessary.	FREE		
		Install your own renewable energy technology: put the church roof to good use and install solar photovoltaic panels or investigate your local potential for having a ground source heat pump system. Other renewable sources in the UK include solar water heating, small scale wind turbines, small scale hydro systems and biomass heating systems. It is not as complicated as it sounds and there are good sources of advice and grants available. Contact the <a href="#">Energy Saving Trust</a> for advice.	£££		 And 
	Heating	Are there areas in your buildings which are too warm? If so, encourage people to turn down the heating (a reduction of 1°C can cut energy bills by up to 8%, according to The Carbon Trust).	FREE		
		Turn the heating down to reduce room temperature rather than opening a door or using a fan. Put up signs so people know how to control the room temperature.	FREE		
		Another way to control room temperature is to fit thermostatic radiator valves (TRV). TRVs are fitted on the pipework at the top or bottom of a radiator and allows greater control of the temperature of each radiator.	££		
		Get a more efficient boiler. If your boiler is more the 10-15 years old then it is probably not energy efficient. Make a large reduction in your heating bills and upgrade your boiler to a fuel efficient one, when it is due for replacement. High efficiency condenser boilers convert more than 88% of their fuel into heat, compared to 78% for conventional types (source: EST).	£££		 And 
	Draughts and insulation	Put up notices to remind people to draw curtains and blinds at night to prevent heat loss.	FREE		
		Install double-glazed windows when the windows need to be replaced and reduce your heat loss by up to half. Secondary glazing will also reduce heat loss and usually costs less than double glazing. But remember to investigate any restrictions on the building.	£££		
	The office	There are multiple savings to be made in the parish office. A photocopier left on over night may use enough energy to produce 1500 copies, so switch it off when it's not in use. Likewise, shut down computers when they're not being used; this will not reduce their lifetime. Leaving things on standby wastes a lot of energy.	FREE		































## Lighting

Lighting a church building can be a complicated business. As well as architectural lighting, there is security lighting, stage lightening, and lighting so that everyone can see the hymn sheet or even the overhead projector screen to consider. We cannot do without lighting but just by following some simple tips it is very easy to reduce your lighting bills.

*A 100W lightbulb left on  
for just 30 minutes  
creates enough carbon dioxide  
to fill a party balloon*

### KNOW

Go around your buildings, both inside and out, and note the position and condition of all the light fittings. If you habitually leave lights on during the day, consider whether it is really necessary – can they be reduced? Could any areas of your buildings benefit from rearrangement to make best use of the natural light available through windows?

	Area	Action	Cost	Time	People power
FIX	Whole building	Turn out the lights: it's very rarely cost efficient to leave lights on, even fluorescent tubes. Put up notices reminding people to turn out lights when they leave a room.	FREE		  
		Clean the windows: make sure windows and any skylights are regularly cleaned so that you are using as much natural light as possible.	FREE	 	 
	Light fittings	Clean lights and their fittings to get maximum efficiency.	FREE	 	 
		Replace blackened, flickering or dim fluorescent lighting tubes with tri-phosphor coated ones which not only give more natural, brighter light but can save up to 30% on bills.	££	 	 
		Turn down unnecessary lights. Think about how the church is lit and then reduce as much as is practical any constant lighting in the church during services and when the church is open.	FREE		
IMPROVE	Light fittings	Replace filament bulbs with energy saving ones, also called Compact Fluorescent lights (CFLs). These can last up to twelve times longer and reduce your lighting costs by up to three quarters - that's a saving of £100 over the lifetime of a 100W bulb! They fit into standard light fittings and are sold by wattage in the same way as filament bulbs. They use a lot less energy so select a lower wattage CFL when replacing the old bulbs. CFLs are widely available in hardware shops and supermarkets.	£ (per bulb)		
		If replacing or installing new fluorescent tube lighting, opt for the smallest diameter on lighting tubes as they use less energy.i.e. if the tubes are 38mm (1.5"), replace them with the slimmer 26mm (1") ones.	£		
		Replace tungsten halogen display and security lights with high pressure sodium or metal halide lamps to reduce energy use.	££	 	 or 
		Consider installing movement sensors or timer switches in entrances and toilets to reduce lights being left on unnecessarily.	£££	 	 or 

## Water

It is a truth universally acknowledged that if you are organising an outdoor parish event, it will rain. Despite this, water is our most precious resource and we generally use more of it than we should. Each Londoner currently uses 156 litres (or about 300 pints) of water each day compared to a national average of 150 litres<sup>3</sup>.
























The Thames Water region has one of the highest demand rates in the country and growing populations will increase the pressure on our supplies. So how can we waste less water in church?

*A dripping tap will waste  
around 140 litres per week –  
that's enough to make about  
560 cups of tea!*

### **KNOW**

Check for leaks in your church using the water meter: Turn off all the taps and the outside stop valve, where the water enters the building. Take two readings a couple of minutes apart – if there is any movement in the reading, you may have a leak!

<sup>3</sup> source: [www.london.gov.uk](http://www.london.gov.uk)

	Area	Action	Cost	Time	People power
FIX	Sinks	Get some washing up bowls for any sinks used for washing up	£		
		Make sure all sinks have plugs to reduce any unnecessary running of taps	£	 	
		Put up notices at sinks reminding people not to leave the tap running	FREE		
		Only boil what you need. Put up a sign by the kettle reminding people to only boil the required volume of water. This saves water <i>and</i> electricity.	FREE		
		Check all the taps and fix any dripping ones that you've been meaning to fix for ages.	£	 	 or 
IMPROVE	In the toilets	Get a hippo. You can buy a wide range of devices which fit inside your cistern and reduce water usage. For example Thames Water make the <i>Save-A-Flush</i> (bag full of harmless crystals) which can save about 1 litre per flush or a <i>Hippo</i> (for cisterns with a volume greater than 9 litres) to save up to 5000 litres per person per year. Contact your water provider to find out what is available in your area.	£		
		If replacing taps, install spray taps or timed turn off taps.	£££	  	
	Outside	Collect rainwater to water those floral displays. This does not require any special equipment, just a bucket outside would do! Even better, install a water butt.	£	  	

## **Rubbish and what to buy**

What we buy and what we end up throwing out must be tackled as one problem. Waste is a growing problem in the UK, especially in London where the number of available landfill sites is reducing. This means that the cost of waste disposal for the country is set to rise - we also have a habit of exporting our waste to less fortunate countries.























In general, waste production is not a huge problem in church communities. However, we probably buy and use stuff we don't really need, producing unnecessary waste. Reuse things where possible. And then, at the end of the day, recycle what you can.








It may cost a little extra to buy recycled and eco-friendly products - but it's a good way to witness and show that we place the care of the planet ahead of the finances. And in the long run, as the demand for ethical products grows, their cost will reduce.

*A London-wide switch to double sided printing could save 17.5 billion sheets of A4 paper per year. (Brother UK, 2006)*

### **KNOW**

Find out how your church disposes of its waste and where it recycles. Get to know what your church purchases regularly.

	Area	Action	Cost	Time	People power
IMPROVE	Recycling and waste	If your church already recycles – Great! Ensure that the recycling points are clearly marked with a list of everything that is recyclable, so you don't have to be an expert to do it.	FREE		  
		If your church does not yet recycle, contact your local council. Many offer free collections of paper, glass and tins.	FREE		
		Assign responsibility for going to the recycling point or putting out the waste for collection.	FREE		  
		Composting flower and garden waste is an excellent way help protect the environment, save money and improve church grounds. For more information, see local council or groups such as the Community Composting Network (see the Resource section).	£	 	  
		Recycle toner cartridges, this can be done through charities or you can get your old cartridges refilled.	FREE		
	Buying	Look at the ethical alternatives for what you buy. For example, there are many recycled products available, such as paper and toilet roll. Also consider buying more durable items – they may be more expensive but they last longer. Adopt a policy to buy fair trade products such as tea and coffee, or try to find organic and local food sources. Buy ecologically sound cleaning products and look into using concentrated products which will go further.	£	 	  

IMPROVE (continued)	Utilities and banking	<p>Get on to green electricity. It might even be cheaper than your current supplier. Contact your gas and electricity suppliers to find out what they can offer you. Join a scheme with your current provider, or transfer to a green electricity company.</p> <p>You don't have to get a new meter, rewiring or a visit from an electrician, and you receive exactly the same service through the National Grid as before. Additionally, many companies give excellent energy efficiency advice and run systems where you can 'offset' your carbon emissions.</p>	£		
		<p>A community energy scheme (CES) provides heat and or electricity from one central source to multiple buildings. There are several different types of sources available and benefits include low cost heating and power and improved efficiency. Find out if there's a local scheme that you could join - or start your own!</p>	££		 And 
		<p>Investigate ethical banking which will ensure that your money is not being invested in companies that destroy the environment or support war. Look up banks with ethical policies.</p>	£		

## Other Ideas

Here are some more suggestions that just didn't fit in the other section. However, this list is in no way exhaustive!

1. Install bike racks. You may find everyone gets a little fitter!
2. Encourage the congregation to car share on their way to church.
3. Advertise the public transport routes to your church in a prominent place.

*In London, 11 million trips are made in the capital by car or motorbike*

4. Invite a speaker to talk about climate change, recycling, energy reduction or any connected topic to encourage enthusiasm for the changes and new ideas.
5. Hold a special service to pray for the environment.
6. Invite a group from your local school to do an environmental project with you.
7. Make it a church policy to only use washable crockery and cutlery.
8. Establish and maintain an environmental noticeboard.

## Communication

**Let people know what you're doing.**

Get them involved.

Here are four good reasons why you should talk to people about what you're planning to do, and tell as many people as possible about what the church is achieving:

1. People (including people who don't belong to the church) will think more highly of the church because it is doing something about an issue that's important to them.
2. People will want to help you. If they don't, tell them again what you're doing, gently but enthusiastically, about once a month, until they do.
3. When they do things at church, people may start to take a different attitude to their home life too.
4. It's the best way to make it part of the life of the church and community.

But the main reason is because you don't want to do all of this on your own, and hide your lamp under a bushel. What you've done, even if it's just changing the lightbulbs or buying recycled loo rolls, is important and people should know about it.

## Who you should talk to

Everyone.

But, more specifically:

### The congregation

The Sunday School. Organise a special Sunday School lesson on the environment. Ask the children to think of ways they might like to help.

The youth group (if you have one). Get the youth group involve in some of the more complicated tasks – they may appreciate being asked to help out.

### Volunteers and other hard working people

People who make the tea and coffee. Talk to them about kettles and boiling water; fairtrade tea and coffee; and ask them for their ideas.

Whoever writes the church newsletter. Put a series of articles in about what you're doing. Encourage different people to contribute their own ideas and stories.

Churchwardens, vergers, helpers, elders, stewards or other important people. They often know more about the building than anyone else.

The flower arranging people (if you have flowers).

The cleaner (if you have one). Talk to the cleaner about lighting and eco-cleaning products – ask them to try them out.

The person who does all the odd jobs. Talk to them about lights, taps and draughts.

The vicar, priest, curate, minister, reader, etc. Ask them to bring up the environment in sermons or at church meetings.

The people who say “hello” at the door before the service.

The Parish Church Council or any other organising committees you may have.

### The local community

The kids from the local school, and their teacher, when they come in to visit.

The slimming club who use the church hall on Wednesday evenings.

The churches of other denominations round the corner. Are they doing anything similar that you can look at? Have they had similar problems or triumphs?

Someone you know from the local mosque/temple/synagogue (if there is one). What are they doing about this?

Any local businesses you know and get on well with. How can they help?

Your family, your friends, your colleagues and everyone you care about....

### Other important people

The local paper. Stories about churches acting on the environment have made the papers in the past – and they will in the future

The local council – try the environment department for advice, encouragement and information.

## What to tell them, and how

The main thing is to keep it simple. You don't have to tell everyone at once, but make sure word gets around.

Here are a few ways to spread the word about what you're doing:

- Drop it casually into the conversation with someone
- Put a notice in the church newsletter or on the website (if you have one)
- Announce (for example) your switch to “green electricity” during the notices in church
- Send out a press release to the local paper and follow it up with a quick call.
- Phone up the local radio station and set up an interview.
- Tell the most talkative person you know.
- Put a poster up somewhere where people gather before or after services.
- Hold a party to celebrate an achievement, and invite as many people as possible.
- Help the Sunday School or youth workers to make up an activity that links into this, and tell them why it's happening.
- Hold a service with appropriate readings and prayers
- Use prayers and sermon material about the environment during a normal service (see the Resources chapter for ideas)

Remember to relate what you're doing to things people already care about – like international justice or the local area. Talk about poverty in Africa being made worse by climate change, or environmental problems in your community.

## *Resources*

### **(Nearly) all the information you'll ever need**

We hope this book will just be the start of a much longer journey. But don't worry – there are people out there just itching to give you more help and advice. Here's a selection of the best ones.

**The Carbon Trust**, a Government agency, advises organisations on how to save money by reducing energy use, and offers free energy surveys.

(0800) 085 2005

[www.carbontrust.co.uk](http://www.carbontrust.co.uk)

**The Energy Saving Trust (EST)** is a Government agency providing a wealth of advice on renewable energy grants, local advice, energy efficient products, lighting, loft and cavity wall insulation and building improvements.

(0845) 727 7200

[www.est.org.uk](http://www.est.org.uk)

**Energywatch** is an independent gas and electricity watchdog providing free and impartial advice. Among many services it can advise on the best electricity and gas providers for you and give advice on how to change suppliers.

(08459) 06 07 08

[www.energywatch.org.uk](http://www.energywatch.org.uk)

**The National Energy Foundation** is an independent educational charity which disseminates information on the efficient and safe use of energy. There are good sections on renewable energy, energy efficiency and low energy lighting.

(01908) 665555

[www.nef.org.uk](http://www.nef.org.uk)

[info@nef.org.uk](mailto:info@nef.org.uk)

**Shrinking the footprint** is the Church of England's national environmental campaign. Churches are committing to reducing their use of natural resources and cutting carbon dioxide emissions to 40% of current levels by 2050. Has yours joined in yet?

[www.shrinkingthefootprint.cofe.anglican.org](http://www.shrinkingthefootprint.cofe.anglican.org)

**Sharing God's Planet:** A Christian vision for a sustainable future (Church House Publishing) A report on the causes and consequences of human damage to the environment and suggestions of how humans can respond. It includes discussion points, practical advice and activities for churches.

ISBN: 071514068X

[www.chpublishing.co.uk](http://www.chpublishing.co.uk)

**The Conservation Foundation** promotes positive environmental news, action and awareness through helping different organisations to collaborate on environmental causes. This includes The Parish Pump Programme which brings news and information on sustainable living, provides funding for community projects and organises events – an excellent, free publication.

[www.conservationfoundation.co.uk](http://www.conservationfoundation.co.uk)

**Church Care** – Church of England advice source for all aspects of church maintenance including heating and lighting. It also gives specific advice on the role of DAC advisors.

Council for the care of churches

Cathedrals and Church buildings division

Church House

Great Smith Street

London SW1P 3NZ

(020) 7898 1866

[www.churchcare.co.uk](http://www.churchcare.co.uk)

[enquiries@ccc.c-of-england.org.uk](mailto:enquiries@ccc.c-of-england.org.uk)

**Eco-congregation** is an ecumenical initiative offering prayers, learning materials, advice and much more. They also give awards to Churches and much more detailed information on how the church can consider the wider world in its mission, purchasing, use of land and buildings, and spiritual life.

See [www.ecocongregation.org](http://www.ecocongregation.org),

contact Jo Rathbone on 02476 853061 or

email [ecocongregation@rase.org.uk](mailto:ecocongregation@rase.org.uk)

**Other equivalents of church care** (to be completed)

**The Anglican church** has Diocesan Environmental Officers who offer advice, information and support. The Diocese of London has the Revd. Chris Brice ([chris.brice@london.anglican.org](mailto:chris.brice@london.anglican.org)) and Roy Tindle ([roy@faithsustains.org.uk](mailto:roy@faithsustains.org.uk)). In Southwark Diocese, the Revd. Dr. Barry Goodwin ([barry.goodwin@southwark.anglican.org](mailto:barry.goodwin@southwark.anglican.org)) is the Environmental Officer.

## **Other denominations' equivalents for Local Advice** (to be completed)

**General DIY advice** covering all aspects of buildings, heating, plumbing and lighting can be found at [www.diynot.com](http://www.diynot.com) and [www.diydata.com](http://www.diydata.com) but have a chat to your local DIY shop who may be able to give good advice too.

## **Water**

In 2006, water companies in the South East of England joined together with the Environment Agency in the **Beat The Drought campaign**. At [www.beatthedrought.com](http://www.beatthedrought.com) you can find help and advice on current drought, any local water restrictions and advice on how you can help.

**Waterwise** is a UK body working to reduce waste water in the UK and to build water efficiency projects. They supply water saving tips and efficiency devices.

1 Queen Anne's Gate  
London SW1H 9BT  
(020) 7344 1838  
[www.waterwise.org.uk](http://www.waterwise.org.uk)

## **Recycling and Waste Advice**

**[www.recycle-more.com.uk](http://www.recycle-more.com.uk)** gives advice on all aspects of recycling. It covers nearly every material that it is possible to recycle

and will advise on local service providers.  
Valpak Ltd  
Stratford Business Park, Banbury Road  
Stratford-Upon-Avon CV37 7GW  
08450 682 572  
[recycle-more@valpak.co.uk](mailto:recycle-more@valpak.co.uk)

**The Community Composting Network** runs a diverse range of projects that help communities to reduce the amount of waste going to landfill and encourages both home and community composts.

67 Alexandra Rd  
Sheffield S2 3EE  
0114 258 0483  
[www.communitycompost.org](http://www.communitycompost.org)  
[info@communitycompost.org](mailto:info@communitycompost.org)

## **Ethical purchasing advice**

**[www.getethical.com](http://www.getethical.com)**: this website provides advice on the best ethical, Fair Trade and environmentally friendly products and services.  
Unit 3n  
Leroy House  
436 Essex Road  
London N1 3QP  
[sales@getethical.com](mailto:sales@getethical.com)

**www.bigbarn.co.uk:** A UK food website which will help you to locate good, safe and accountable local sources.

College Farm  
Great Barford  
Bedfordshire MK44 3JJ  
01234 871005  
info@bigbarn.co.uk

**www.greenchoices.org** provides detailed information on sustainable living covering many subjects including food, DIY and energy.

**www.bioregional.com** are an independent environmental group giving advice on environmentally sensitive purchasing focussing on local sources.

Bioregional Development Group  
BedZED Centre  
24 Helios Rd, Wallington  
Surrey SM6 7BZ  
020 8404 4880  
info@bioregional.com

## **Renewable Energy Advice**

Both The Carbon Trust and the Energy Saving Trust offer good advice on renewable energy sources. But there are others too:

**The Centre for Sustainable Energy** engages with both individuals and communities seeking to source environmentally sound energy. They give advice on alternative sources of energy as well as energy savings advice.

The CREATE Centre  
Smearton Road  
Bristol BS1 6XN  
0117 929 9950  
info@cse.org.uk  
www.cse.org.uk

**The Low Carbon Building Programme** run by the EST gives advice and grants towards installing a wide variety of sustainable energy sources.

(08701) 261 444  
www.lowcarbonbuildings.org.uk  
info@lowcarbonbuildings.org.uk

## **Green Electricity**

Both the Carbon Trust and the EST provide information on green electricity but the following may also be of use:

**www.greenprices.com** is a European website with the aim of stimulating more demand through giving information and news on the green electricity market.

**www.greenelectricity.org** gives extensive information on green electricity and can help you to source suppliers in your local area.

[www.dti.gov.uk/energy/sources/renewables](http://www.dti.gov.uk/energy/sources/renewables) is a government site with in depth information on energy including renewable sources.

## Community energy

In addition to EST, the Centre for Sustainable Energy ([www.cse.org.uk](http://www.cse.org.uk)) has a section on community action which is designed to encourage and support community energy projects.

## London Information

[www.london.gov.uk](http://www.london.gov.uk): this is the official website for the mayor of London, the London Assembly and the Greater London Authority. It provides information on many aspects of London living including environmental matters. It also sets out The Major's Green Procurement Code, which encourages businesses to buy goods made from recycled materials.

### Green Procurement Code info:

020 7061 6350

[www.londonremade.com](http://www.londonremade.com)

[info@londonremade.com](mailto:info@londonremade.com)

The website of **your local borough council** on environmental matters in your area. Use Directgov ([www.direct.gov.uk](http://www.direct.gov.uk)) to find contact details.

[www.capitalwastefacts.com](http://www.capitalwastefacts.com): information and data about recycling and waste in London.

**London Community Recycling network** is a London not-for-profit organisation to support and promote community recycling in the capital.

The Grayston Centre

28 Charles Square

London N1 6HT

(020) 7324 4690

[www.lcrn.org.uk](http://www.lcrn.org.uk)

[info@lcrn.org.uk](mailto:info@lcrn.org.uk)

**Recycle for London** provides recycling information for the capital.

Greater London Authority

City Hall, The Queen's Walk

London SE1 2AA

(0845) 3313131

[www.recycleforlondon.com](http://www.recycleforlondon.com)

[contact@recycleforlondon.com](mailto:contact@recycleforlondon.com)

## Other Resources

**The Climate Change Communication Initiative** is a website providing information about climate change. It is led by Defra in partnership with the Energy Saving Trust, the Carbon Trust, the Department of Trade and Industry, the Environment Agency, the UK climate Impacts Programme and the Department of Transport. An excellent source.

[www.climatechallenge.gov.uk](http://www.climatechallenge.gov.uk)

**Fairtrade Foundation** – For information on Fairtrade provides and their suppliers and advice on how to get your church involved:

The Fairtrade Foundation  
Room 204  
16 Baldwin's Garden  
London EC1N 7RJ  
020 7405 5942 (general)  
020 7440 7676 (resources order line)  
www.fairtrade.org.uk  
mail@fairtrade.org.uk

### **The Alliance of Religions and Conservation (ARC)**

is a secular organization that works with eleven of the world's faiths to encourage people through development projects to follow more sustainable lifestyles.  
www.arcworld.org

**A Rocha** is a Christian nature conservation organisation. It runs a number a projects focusing on scientific development, practical conservation and environmental education. They also produce annual resource and worship packs focusing on environmental issues and awareness for churches.

A Rocha UK  
13 Avenue Rd, Southall  
Middx UB1 3BL  
(020) 8574 5935  
uk@arocha.org  
www.arocha.org.uk

**Christian Ecology Link** is a multi-denominational UK Christian organisation for people concerned about the Environment. It works to bring a Christian perspective on environmental matters, publishes resources for churches of various denominations, arranges events and provides updates on what other parishes are doing.  
3 Bond Street  
Lancaster LA1 3ER  
(01524) 33858  
info@christian-ecology.org.uk  
www.christian-ecology.org.uk

### **The Catholic Agency for Overseas Development (CAFOD)**

work for international justice and development, fighting poverty and HIV/AIDS, and working with victims of disasters.  
Romero Close, Stockwell Road  
London SW9 9TY  
(020) 7733 7900  
cafod@cafod.org.uk  
www.cafod.org.uk

**Christian Aid** are an international development agency based in the UK who work to alleviate poverty worldwide. They also have an increasing focus on climate change and are a signatory to Stop Climate Chaos.

35 Lower Marsh, Waterloo  
London SE1 7RL  
(020) 7620 4444  
info@christian-aid.org  
www.christian-aid.org.uk or www.christian-aid.org.uk/ecohouse

# *Acknowledgements*

The authors would like to express thanks to The Conservation Foundation, David Shreeve, Claire Foster, Michael Bye, The Carbon Trust and Karon Sales and Services, and to all those who contributed advice and comments on the text of this book.